



US00D550478S

(12) **United States Design Patent** (10) **Patent No.:** **US D550,478 S**
Glass, III et al. (45) **Date of Patent:** **** Sep. 11, 2007**

(54) **FURNITURE FOR AUDIO/VIDEO COMPONENTS**

2002/0084727 A1* 7/2002 Miller 312/205
2004/0135476 A1* 7/2004 Gillengerten 312/8.16

(75) Inventors: **Albert Wilbur Glass, III**, Sarasota, FL (US); **Cristian Rudolf Wicha**, Falls Church, VA (US)

* cited by examiner

Primary Examiner—Cathron C. Brooks
(74) *Attorney, Agent, or Firm*—Design IP, P.C.

(73) Assignee: **Becker Designed, Inc.**, Chantilly, VA (US)

(57) **CLAIM**

The ornamental design for furniture for audio/video components, as shown and described.

(**) Term: **14 Years**

(21) Appl. No.: **29/251,234**

DESCRIPTION

(22) Filed: **Jan. 4, 2006**

(51) **LOC (8) Cl.** **06-04**

FIG. 1 is a perspective view of a first embodiment of an ornamental design for furniture for audio/video components showing our new design;

(52) **U.S. Cl.** **D6/436; D6/332**

FIG. 2 is a front elevational view thereof;

(58) **Field of Classification Search** D6/460,

FIG. 3 is a top view thereof;

D6/461, 468, 474, 477-479, 332, 397, 436, D6/445; 312/7.2, 9.1; 108/59, 91, 92, 96; 211/40, 41.12, 42, 49.1, 50, 85.2, 90.04, 187, 211/190, 119.003, 134.153, 87.01, 71.01

FIG. 4 is a right side view thereof, the left side view being a mirror image thereof;

See application file for complete search history.

FIG. 5 is a front view of a second embodiment of an ornamental design for furniture for audio/video components showing our new design, which is identical to the first embodiment except that the front and side surfaces of the doors on the front of the lower cabinet are covered with fabric; and,

(56) **References Cited**

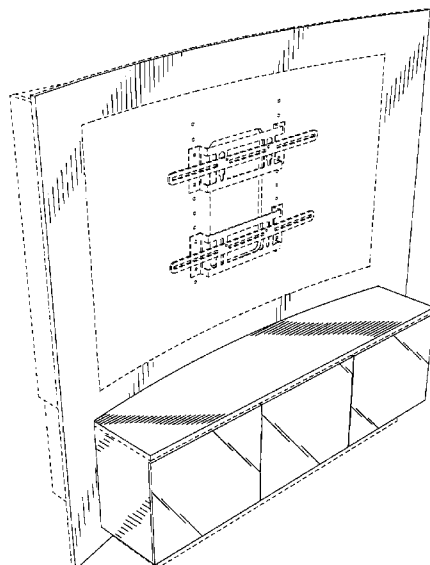
U.S. PATENT DOCUMENTS

D137,791 S *	5/1944	Doner	D6/470
D264,781 S *	6/1982	Azzalin	D6/446
D349,608 S *	8/1994	Savoie	D6/332
D365,944 S *	1/1996	Lechleiter et al.	D6/397
D369,031 S *	4/1996	Lechleiter et al.	D6/397
D373,914 S *	9/1996	Lechleiter et al.	D6/470
D433,248 S *	11/2000	Hellwig et al.	D6/441
D449,748 S *	10/2001	Martin et al.	D6/436
D478,436 S *	8/2003	Milligan	D6/470
D494,385 S *	8/2004	Mitchell	D6/470
D497,486 S *	10/2004	Quiel	D6/332
D501,734 S *	2/2005	DiPersia	D6/436
D525,460 S *	7/2006	Nobles et al.	D6/491
D525,794 S *	8/2006	Ball et al.	D6/332

FIG. 6 is a front view of a third embodiment of an ornamental design for furniture for audio/video components showing our new design, which is identical to the first embodiment except that the doors on the front of the lower cabinet are opaque.

The broken lines shown in FIGS. 1-6 are included for the purpose of illustrating environmental elements only and form no part of the claimed design. The thickness of the large curved panel and thickness of the top surface of the cabinet form no part of the claimed design.

1 Claim, 6 Drawing Sheets



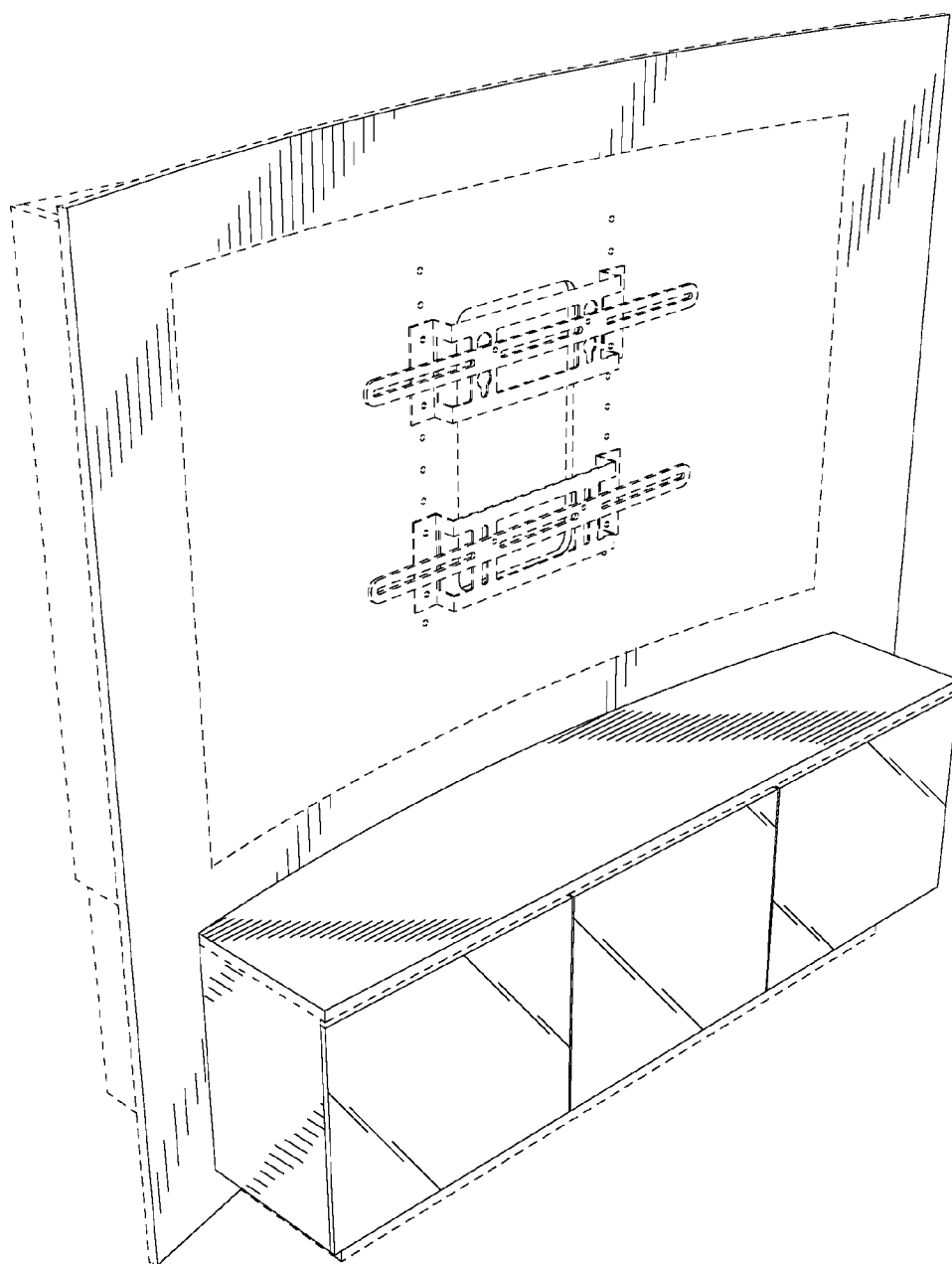


Fig. 1

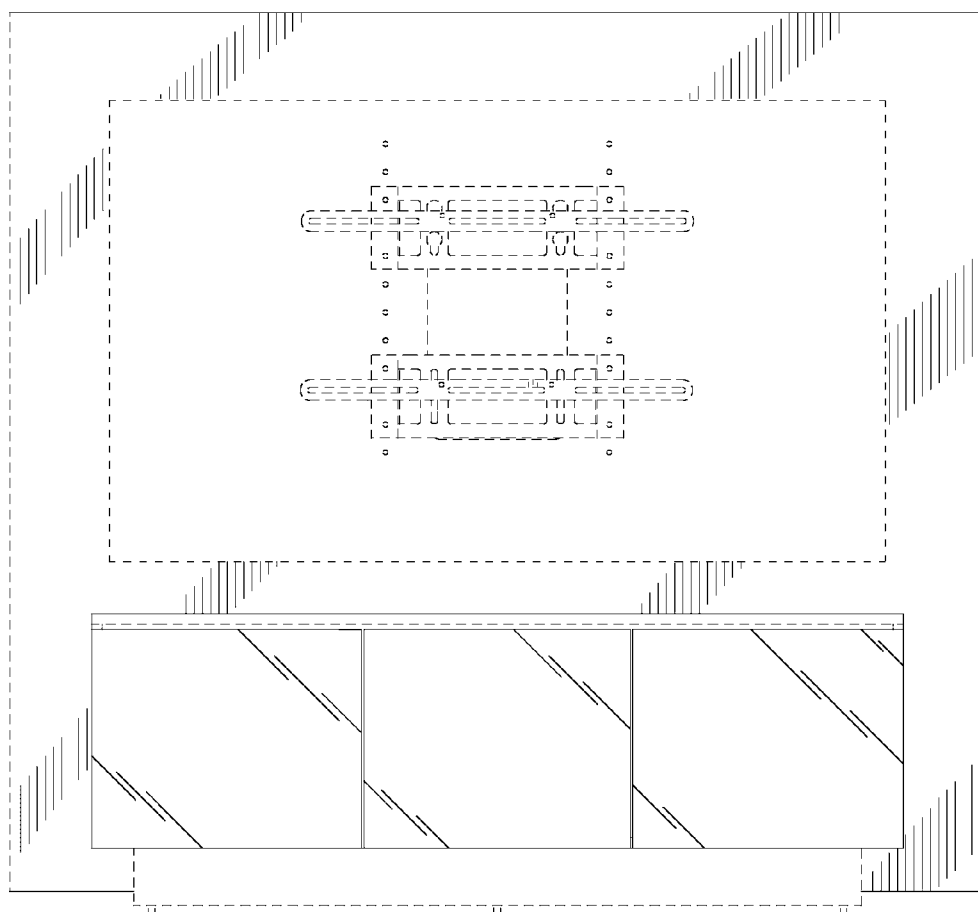


Fig. 2

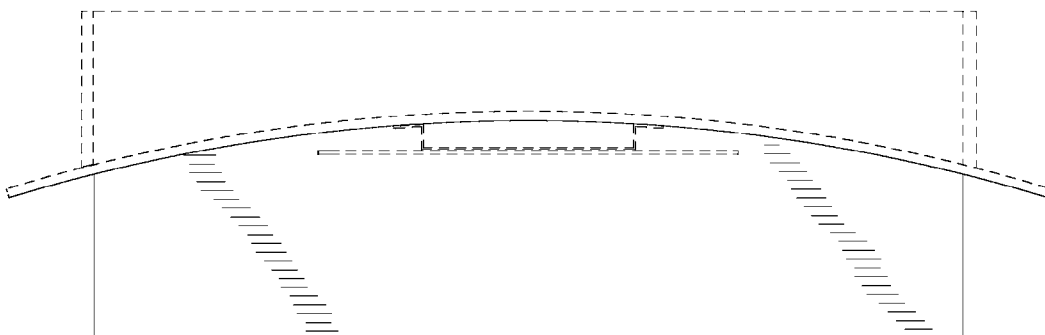


Fig. 3




Fig. 4

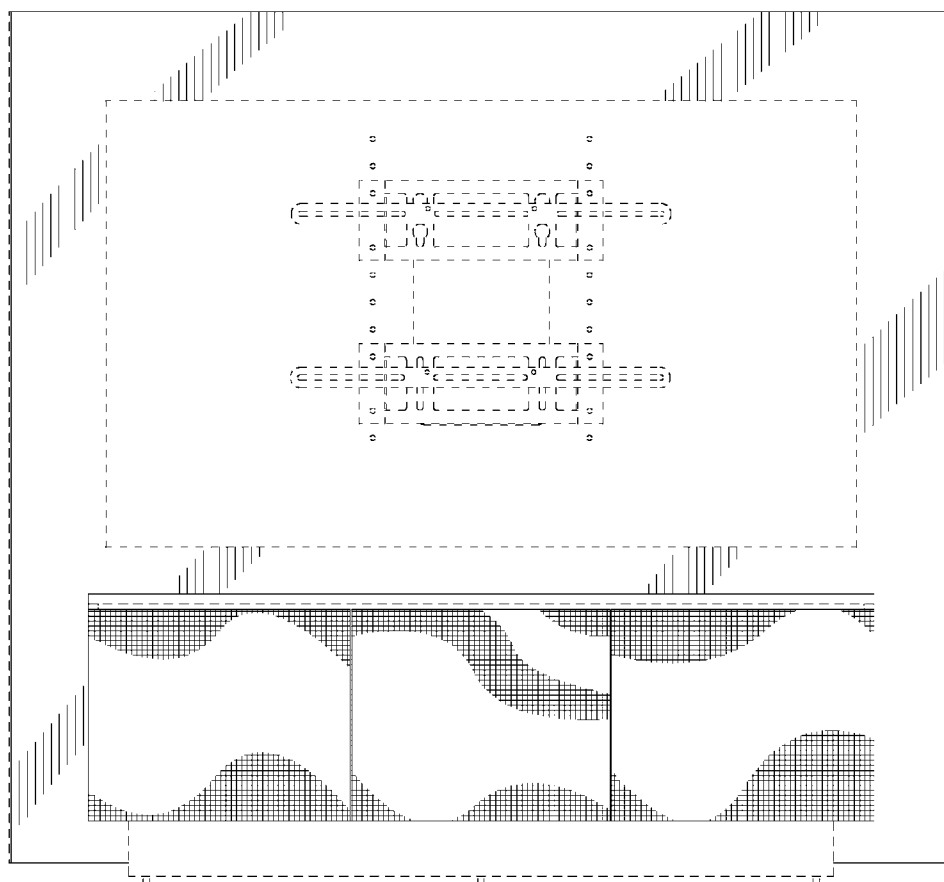


Fig. 5

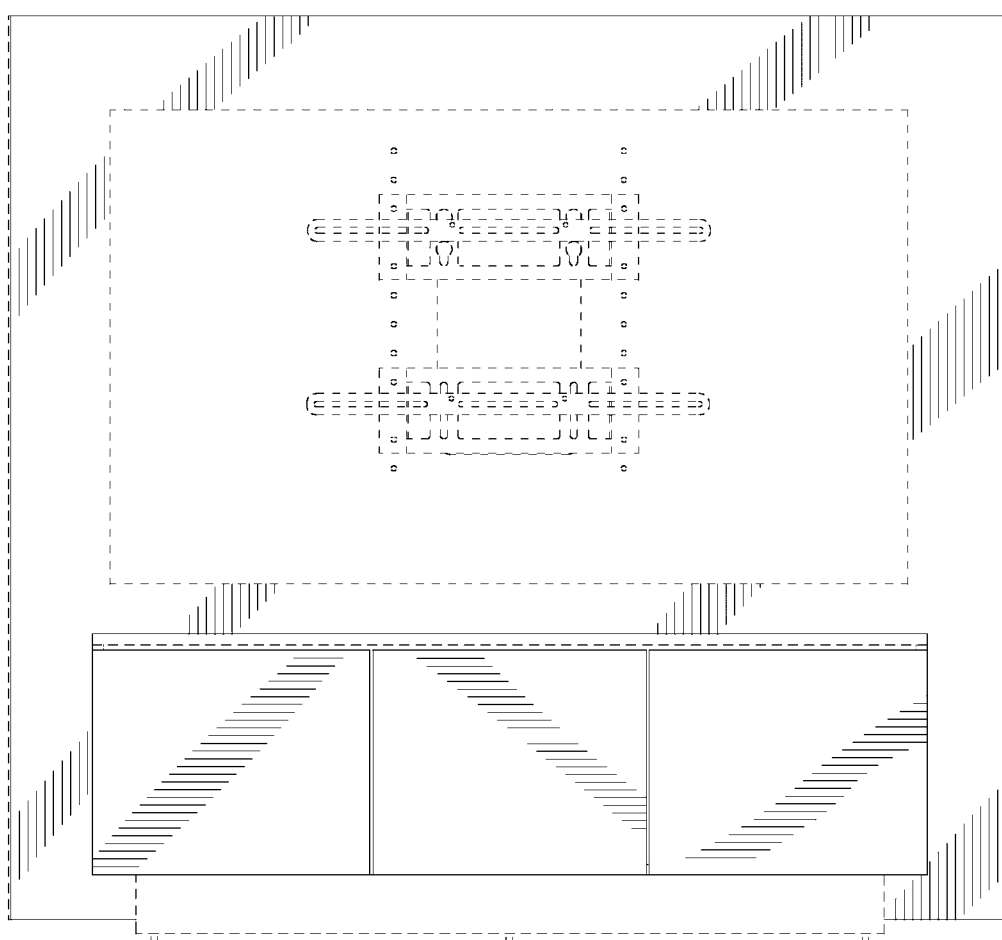


Fig. 6