



US00D677381S

(12) **United States Design Patent**  
Stones et al.

(10) **Patent No.:** US D677,381 S

(45) **Date of Patent:** \*\* Mar. 5, 2013

(54) **MEDICINE INJECTOR**

(56) **References Cited**

(75) Inventors: **Nicholas Charles Stones**, Basel (CH);  
**Martin James Dinnage**, Cambridge  
(GB); **Serge Roux**, Cambridge, MA  
(US); **Jeremy Alan Van Hill**, Boston,  
MA (US); **Timothy Duncan Wooller**,  
London (GB); **Andy Duncan Pidgeon**,  
Cambridge (GB); **Alan Leslie Hawkins**,  
Kent (GB)

U.S. PATENT DOCUMENTS

D341,200	S	*	11/1993	Yoshimoto	.....	D24/133
D420,739	S	*	2/2000	Moreau-Defarges	.....	D24/112
D429,526	S	*	8/2000	Sullivan et al.	.....	D24/133
D462,440	S	*	9/2002	Formanek	.....	D24/133
D491,986	S	*	6/2004	Bain	.....	D19/69
D495,076	S	*	8/2004	Mandel	.....	D26/37
D530,746	S	*	10/2006	Gerules	.....	D19/45
D538,936	S	*	3/2007	Bohmel et al.	.....	D24/133
D590,492	S	*	4/2009	Powell	.....	D24/133
D597,668	S	*	8/2009	Woodruff et al.	.....	D24/133
D616,024	S	*	5/2010	Siegel	.....	D19/43
D647,613	S	*	10/2011	Paget et al.	.....	D24/133
D650,070	S	*	12/2011	Mori	.....	D24/113

(73) Assignee: **Novartis AG**, Basel (CH)

\* cited by examiner

(\*\*) Term: **14 Years**

*Primary Examiner* — David Muller

(21) Appl. No.: **29/424,442**

(74) *Attorney, Agent, or Firm* — Design IP

(22) Filed: **Jun. 12, 2012**

(57) **CLAIM**

The ornamental design for a medicine injector, as shown and described.

**Related U.S. Application Data**

**DESCRIPTION**

(63) Continuation of application No. 29/406,795, filed on Nov. 18, 2011.

FIG. 1 is a perspective view of a medicine injector showing our new design;

(51) **LOC (9) Cl.** ..... **24-02**

FIG. 2 is a front view thereof;

(52) **U.S. Cl.** ..... **D24/113**

FIG. 3 is a rear view thereof;

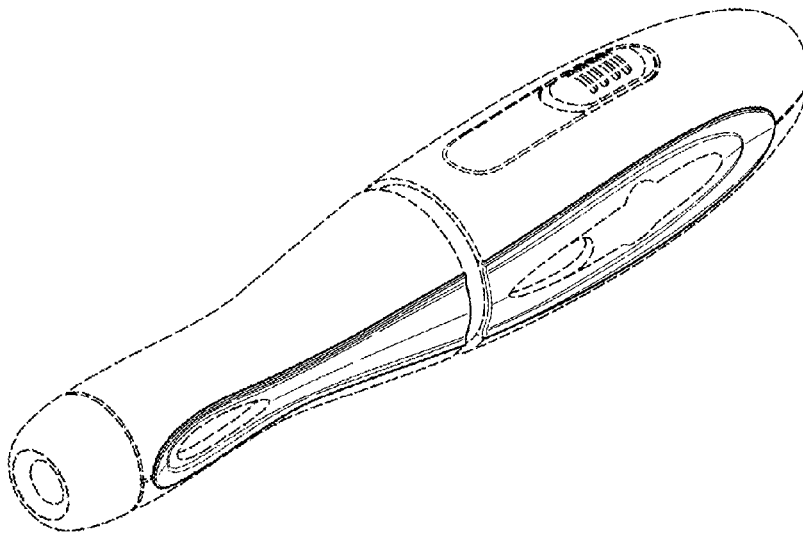
(58) **Field of Classification Search** ..... D24/112-114,  
D24/133, 130, 127; 606/181, 185; 604/232,  
604/187, 158, 164.08, 192, 263, 163, 181,  
604/184, 198, 227; D19/41, 43, 45-51, 69;  
D8/300, 307, 310; D26/37

FIG. 4 is a left side view thereof;  
FIG. 5 is a right side view thereof;  
FIG. 6 is a top view thereof; and,  
FIG. 7 is a bottom view thereof.

The broken lines shown in FIGS. 1-7 represent environmental subject matter and form no part of the claimed design.

See application file for complete search history.

**1 Claim, 2 Drawing Sheets**



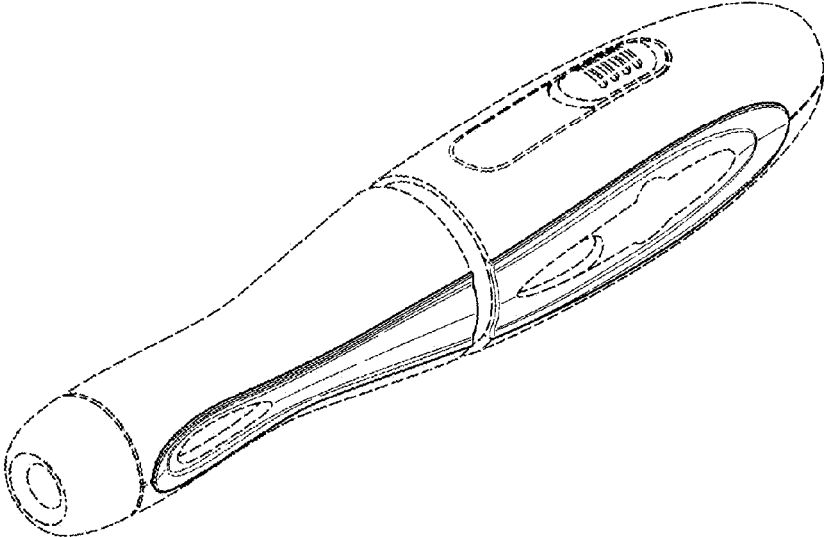


Fig. 1

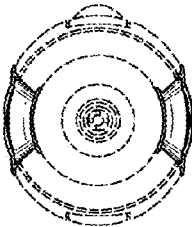


Fig. 2

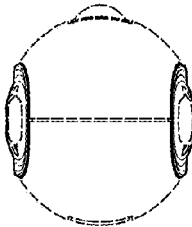


Fig. 3

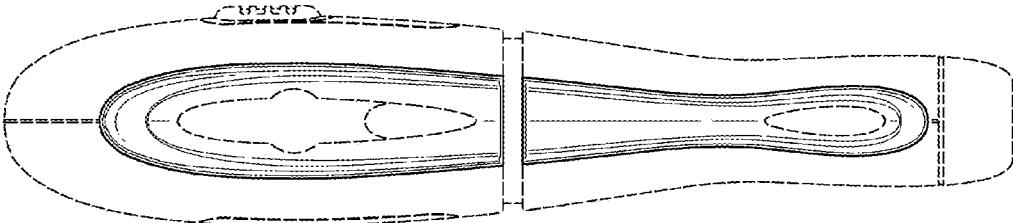


Fig. 4

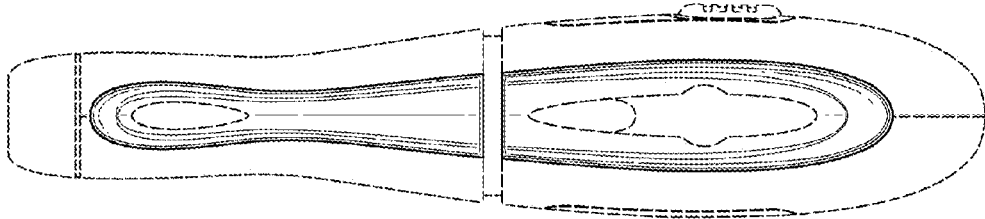


Fig. 5

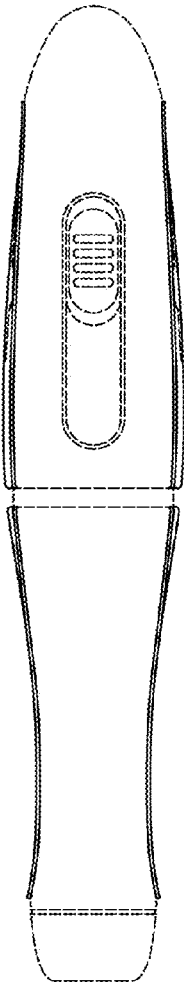


Fig. 6

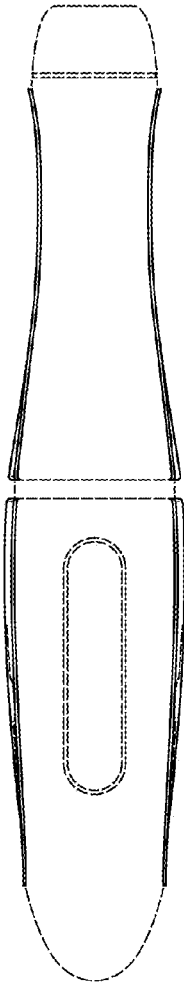


Fig. 7